

Centreon – Installation V25.10

!! Si tu te trouves sur la console de Centreon passer en sudo su – centreon-engine

On désire installer Centreon version 25.10 sur une machine Debian 12

Pour sur les données soient dans le FS /data, on va créer les répertoires suivants puis créer des liens symboliques pour que centreon puisse les utiliser avec ses chemins standard :

```
mkdir /data/mysql
```

```
mkdir /data/centreon-broker
```

```
mkdir /data/centreon
```

```
mkdir /data/backup
```

```
chmod -R 777 /data
```

```
ls -l /data
```

```
root@SRVCENTREON06:~# ls -l /data
total 32
drwxrwxrwx  2 root  root   4096 16 déc.  15:17 backup
drwxrwxrwx 11 root  root   4096 17 déc.  09:32 centreon
drwxrwxrwx  2 root  root   4096 17 déc.  09:34 centreon-broker
drwxrwxrwx  2 root  root 16384 22 janv.  2025 lost+found
drwxrwxrwx  5 mysql mysql  4096 17 déc.  09:35 mysql
root@SRVCENTREON06:~#
```

Creation des liens :

cd /var/lib

ln -s /data/centreon/ centreon

ln -s /data/centreon-broker/ centreon-broker

ln -s /data/mysql/ mysql

```
[root@TECHCENTREON02 lib]# cd /var/lib
[root@TECHCENTREON02 lib]# ls -l
total 112
drwxr-xr-x. 27 root    root    4096 May 14 13:53 .
drwxr-xr-x. 19 root    root    4096 May 14 13:38 ..
drwxr-xr-x.  2 root    root    4096 Jun 29 2017 alternatives
drwx-----.  3 root    root    4096 Nov  7 2016 authconfig
lrwxrwxrwx.  1 root    root         15 May 14 13:51 centreon -> /data/centreon/
lrwxrwxrwx.  1 root    root         22 May 14 13:53 centreon-broker -> /data/centreon-broker/
drwxr-xr-x.  2 root    root    4096 Nov  6 2016 dbus
drwxr-xr-x.  2 root    root    4096 May 14 13:38 dhclient
drwxr-xr-x.  2 root    root    4096 Nov 11 2016 dnsmasq
drwxr-xr-x.  2 root    root    4096 Nov  5 2016 games
drwxr-xr-x.  2 root    root    4096 Jun 29 2017 initramfs
drwxr-xr-x.  2 root    root    4096 Oct  3 2018 logrotate
-rw-r--r--.  1 root    root     715 Dec 23 2016 logrotate.status.rpmsave
drwx-----.  2 root    root    4096 Jan 28 2016 machines
drwxr-xr-x.  2 root    root    4096 Nov  5 2016 misc
lrwxrwxrwx.  1 root    root         12 May 14 13:50 mysql -> /data/mysql/
drwxr-xr-x.  4 root    root    4096 May 14 13:38 net-snmp
drwx-----.  2 root    root    4096 May 14 13:44 NetworkManager
```

cd /var/cache/

mkdir centreon

chmod 777 centreon/

cd centreon/

ln -s /data/backup/ backup

```
root@SRVCENTREON06:~# ls -l /var/cache/centreon
total 4
lrwxrwxrwx. 1 root    root    13 16 déc. 15:19 backup -> /data/backup/
drwsrwsr-x. 6 centreon centreon 4096 17 déc. 09:32 config
root@SRVCENTREON06:~#
```

Télécharger centreon :

Installer les dépôts : -installer les dépendances

apt update && apt install lsb-release ca-certificates apt-transport-https software-properties-common wget gnupg2 curl

Dépôt de base de données : MySQL sous Debian 12

```
wget https://dev.mysql.com/get/mysql-apt-config_0.8.32-1_all.deb
```

```
dpkg -i mysql-apt-config_0.8.32-1_all.deb
```

```
apt update
```

Dépôt Centreon

Pour installer le logiciel Centreon, vous devez d'abord installer le dépôt Centreon :

```
echo "deb https://packages.centreon.com/apt-standard/ $(lsb_release -sc)-25.10-stable main" | tee -a /etc/apt/sources.list.d/centreon-25.10-stable.list
```

```
echo "deb https://packages.centreon.com/apt-plugins-stable/ $(lsb_release -sc) main" | tee /etc/apt/sources.list.d/centreon-plugins.list
```

Ensuite importer la clé :

```
wget -O- https://apt-key.centreon.com | gpg --dearmor | tee /etc/apt/trusted.gpg.d/centreon.gpg > /dev/null 2>&1
```

```
apt update
```

--INSTALLATION du serveur central centreon--

Avec base de données locale

Avec une base de données déportée

MariaDB

MySQL

Alma / RHEL / Oracle Linux 8

Alma / RHEL / Oracle Linux 9

Debian 12

```
apt update
```

```
apt install -y centreon-mysql
```

```
apt install -y centreon
```

```
systemctl daemon-reload
```

Redémarrer mysql :

systemctl restart mysql

systemctl status mysql

```
root@SRVCENTREON06:~# systemctl restart mysql
root@SRVCENTREON06:~# systemctl status mysql
● mariadb.service - MariaDB 10.11.14 database server
   Loaded: loaded (/lib/systemd/system/mariadb.service; enabled; preset: enabled)
   Drop-In: /etc/systemd/system/mariadb.service.d
            └─centreon.conf
   Active: active (running) since Wed 2025-12-17 09:50:56 CET; 11s ago
     Docs: man:mariadb(8)
           https://mariadb.com/kb/en/library/systemd/
   Process: 67281 ExecStartPre=/usr/bin/install -m 755 -o mysql -g root -d /var/run/mysqld (code=exited, status=0/SUCCESS)
   Process: 67283 ExecStartPre=/bin/sh -c systemctl unset-environment _WSREP_START_POSITION (code=exited, status=0/SUCCESS)
   Process: 67285 ExecStartPre=/bin/sh -c [ ! -e /usr/bin/galera_recovery ] && VAR= || VAR=/usr/bin/galera_recovery; [ $? -eq 0 ] && systemctl
   Process: 67382 ExecStartPost=/bin/sh -c systemctl unset-environment _WSREP_START_POSITION (code=exited, status=0/SUCCESS)
   Process: 67384 ExecStartPost=/etc/mysql/debian-start (code=exited, status=0/SUCCESS)
  Main PID: 67371 (mariadbd)
    Status: "Taking your SQL requests now..."
     Tasks: 12 (limit: 30629)
    Memory: 136.1M
       CPU: 599ms
   CGroup: /system.slice/mariadb.service
           └─67371 /usr/sbin/mariadbd

déc. 17 09:50:56 SRVCENTREON06 mariadbd[67371]: 2025-12-17 9:50:56 0 [Note] InnoDB: Loading buffer pool(s) from /data/mysql/ib_buffer_pool
déc. 17 09:50:56 SRVCENTREON06 mariadbd[67371]: 2025-12-17 9:50:56 0 [Note] Plugin 'FEEDBACK' is disabled.
déc. 17 09:50:56 SRVCENTREON06 mariadbd[67371]: 2025-12-17 9:50:56 0 [Warning] You need to use --log-bin to make --expire-logs-days or --binlog-exp
déc. 17 09:50:56 SRVCENTREON06 mariadbd[67371]: 2025-12-17 9:50:56 0 [Note] InnoDB: Buffer pool(s) load completed at 251217 9:50:56
déc. 17 09:50:56 SRVCENTREON06 mariadbd[67371]: 2025-12-17 9:50:56 0 [Note] Server socket created on IP: '127.0.0.1', port: '3306'.
déc. 17 09:50:56 SRVCENTREON06 mariadbd[67371]: 2025-12-17 9:50:56 0 [Note] /usr/sbin/mariadbd: ready for connections.
déc. 17 09:50:56 SRVCENTREON06 mariadbd[67371]: Version: '10.11.14-MariaDB-0+deb12u2' socket: '/run/mysqld/mysqld.sock' port: 3306 Debian 12
déc. 17 09:50:56 SRVCENTREON06 systemd[1]: Started mariadb.service - MariaDB 10.11.14 database server.
déc. 17 09:50:56 SRVCENTREON06 /etc/mysql/debian-start[67386]: Upgrading MySQL tables if necessary.
déc. 17 09:50:56 SRVCENTREON06 /etc/mysql/debian-start[67401]: Triggering myisam-recover for all MyISAM tables and aria-recover for all Aria tables
[lines 1-30/30 (END)]
```

Démarrage des services au démarrage du système

Pour que les services démarrent automatiquement au démarrage du système, exécutez les commandes suivantes sur le serveur central :

systemctl enable php8.2-fpm apache2 centreon cbd centengine gorgoned centreontrapd snmpd snmptrapd

```
root@SRVCENTREON06:~# mysql_secure_installation

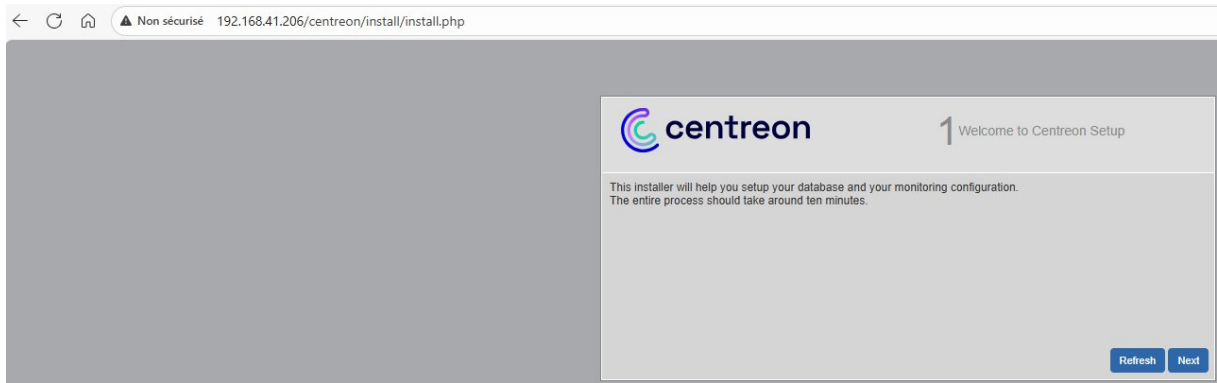
NOTE: RUNNING ALL PARTS OF THIS SCRIPT IS RECOMMENDED FOR ALL MariaDB
SERVERS IN PRODUCTION USE! PLEASE READ EACH STEP CAREFULLY!

In order to log into MariaDB to secure it, we'll need the current
password for the root user. If you've just installed MariaDB, and
haven't set the root password yet, you should just press enter here.

Enter current password for root (enter for none):
```

Se connecter au site :

<http://192.168.41.206>



Vérifier que tout est bien okay :



Laisser par défaut :

Monitoring engine information

Centreon Engine Stats binary *	<input type="text" value="/usr/sbin/centenginestats"/>
Centreon Engine var lib directory *	<input type="text" value="/var/lib/centreon-engine"/>
Centreon Engine Connector path	<input type="text" value="/usr/lib64/centreon-connector"/>
Centreon Engine Library (*.so) directory *	<input type="text" value="/usr/lib64/centreon-engine"/>
Centreon Plugins Path *	<input type="text" value="/usr/lib/centreon/plugins/"/>

Back [Refresh](#) [Next](#)

Monitoring engine information

Centreon Broker etc directory *	<input type="text" value="/etc/centreon-broker"/>
Centreon Broker log directory *	<input type="text" value="/var/log/centreon-broker"/>
Retention file directory *	<input type="text" value="/var/lib/centreon-broker"/>
Centreon Broker lib (*.so) directory *	<input type="text" value="/usr/share/centreon/lib/centreon-broker"/>

Back [Refresh](#) [Next](#)

Admin information

Login	admin
Password *	<input type="password" value="2D9OvRcAMZ2!"/>
Confirm password *	<input type="password"/>
First name *	<input type="text" value="Admin"/>
Last name *	<input type="text" value="Centreon"/>
Email *	<input type="text" value="gabin.maillard@sidetrade.cor"/>

[Back](#) [Refresh](#) [Next](#)

Database information

Database Host Address (default: localhost)	<input type="text"/>
Database Port (default: 3306)	<input type="text"/>
Root password	<input type="password"/>
Configuration database name *	<input type="text" value="centreon"/>
Storage database name *	<input type="text" value="centreon_storage"/>
Database user name *	<input type="text" value="centreon"/>
Database user password *	<input type="password" value="*****"/>
Confirm user password *	<input type="password" value="*****"/>

[Back](#) [Refresh](#) [Next](#)

Currently installing database and generating cache... please do not interrupt this process.

Step	Status
Setting up configuration file	OK
Configuration database	OK
Storage database	OK
Creating database user	OK
Setting up basic configuration	OK
Partitioning database tables	OK
Generating application cache	OK

[Next](#)

Sélectionner les modules à installer :

Module	Author	Version	
Centreon Auto Discovery	Centreon	25.10.0	<input checked="" type="checkbox"/>
Centreon License Manager	Centreon	25.10.0	<input checked="" type="checkbox"/>
Centreon Monitoring Connector Manager	Centreon	25.10.0	<input checked="" type="checkbox"/>
Centreon IT Edition Extensions	Centreon	25.10.0	<input checked="" type="checkbox"/>
Widget	Author	Version	
Engine-status	Centreon		<input checked="" type="checkbox"/>
HTTP Loader	Centreon		<input checked="" type="checkbox"/>
Tactical Overview	Centreon		<input checked="" type="checkbox"/>
Service Monitoring	Centreon		<input checked="" type="checkbox"/>
Single Metric	Centreon		<input checked="" type="checkbox"/>
Servicegroup Monitoring	Centreon		<input checked="" type="checkbox"/>
Hostgroup Monitoring	Centreon		<input checked="" type="checkbox"/>
Host Monitoring	Centreon		<input checked="" type="checkbox"/>
Live Top 10 CPU Usage	Centreon		<input checked="" type="checkbox"/>
Global Health	Centreon		<input checked="" type="checkbox"/>
NtopNG	Centreon		<input checked="" type="checkbox"/>
Graph Monitoring	Centreon		<input checked="" type="checkbox"/>
Grid-map	Centreon		<input checked="" type="checkbox"/>
Live Top 10 Memory Usage	Centreon		<input checked="" type="checkbox"/>

[Refresh](#)[Install](#)

Thank you for installing Centreon

We hope you will enjoy your monitoring experience



Centreon uses a telemetry system and a Centreon Customer Experience Improvement Program whereby anonymous information about the usage of this server may be sent to Centreon. This information will solely be used to improve the software user experience. You will be able to opt-out at any time about CEIP program through administration menu. Refer to ceip.centreon.com for further details.

On put maintenant se connecter avec les logs Admin :

The login page for Centreon. It features the Centreon logo at the top left. Below the logo is the title "Connexion". There are two input fields: "Alias*" with a person icon and "Mot de passe*" with a lock icon and an eye icon for toggling password visibility. A "Connexion" button is positioned below the password field. At the bottom, it says "Propulsé par Centreon v. 25.10.1".

 **centreon**

Connexion

Alias*

Mot de passe* 

[Connexion](#)

Propulsé par Centreon
v. 25.10.1

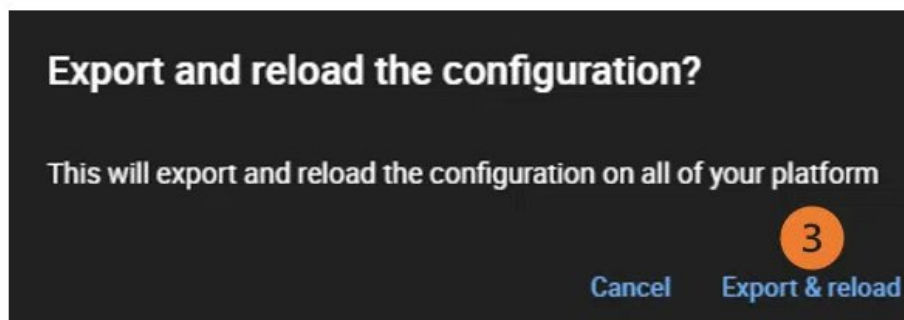
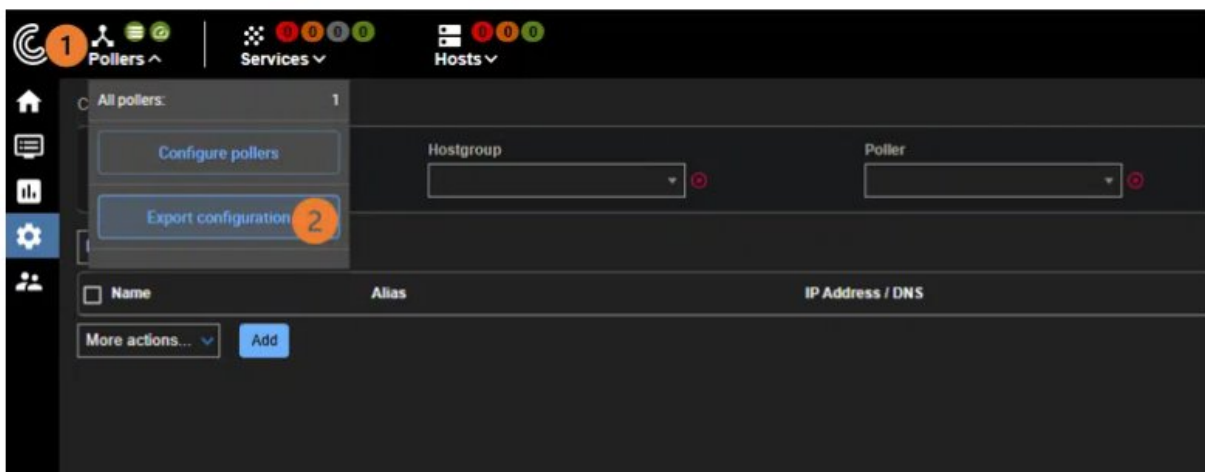
Initialisation de la supervision

Pour démarrer les processus de supervision :

Depuis l'interface web, rendez-vous dans le menu Configuration > Collecteurs.

Sélectionnez le collecteur Central dans la liste et cliquez sur Exporter la configuration.

Cochez Déplacer les fichiers générés en plus de la sélection par défaut et cliquez sur Exporter.



Connectez-vous au serveur Central.

Démarrez/redémarrez les processus de collecte :

systemctl restart cbd centengine

systemctl restart gorgoned

systemctl start snmptrapd centreontrapd

systemctl start snmpd

systemctl status cbd

```
root@SRVCENTREON06:~# systemctl status cbd
● cbd.service - Centreon Broker watchdog
   Loaded: loaded (/lib/systemd/system/cbd.service; enabled; preset: enabled)
   Active: active (running) since Wed 2025-12-17 11:58:15 CET; 10min ago
     Main PID: 71635 (cbwd)
       Tasks: 35 (limit: 4640)
      Memory: 21.0M
         CPU: 5.817s
    CGroup: /system.slice/cbd.service
            └─71635 /usr/sbin/cbwd /etc/centreon-broker/watchdog.json
              └─71638 /usr/sbin/cbd /etc/centreon-broker/central-broker.json
                └─71639 /usr/sbin/cbd /etc/centreon-broker/central-rrd.json

déc. 17 11:58:15 SRVCENTREON06 systemd[1]: Started cbd.service - Centreon Broker watchdog.
déc. 17 11:58:15 SRVCENTREON06 cbwd[71638]: [2025-12-17T11:58:15.107+01:00] [core] [info] Centreon Broker 25.10.0
déc. 17 11:58:15 SRVCENTREON06 cbwd[71638]: [2025-12-17T11:58:15.107+01:00] [core] [info] Copyright 2009-2021 Centreon
déc. 17 11:58:15 SRVCENTREON06 cbwd[71638]: [2025-12-17T11:58:15.107+01:00] [core] [info] License ASL 2.0 <http://www.apache.org/licenses/LICENSE-2.0>
déc. 17 11:58:15 SRVCENTREON06 cbwd[71639]: [2025-12-17T11:58:15.118+01:00] [core] [info] Centreon Broker 25.10.0
déc. 17 11:58:15 SRVCENTREON06 cbwd[71639]: [2025-12-17T11:58:15.118+01:00] [core] [info] Copyright 2009-2021 Centreon
déc. 17 11:58:15 SRVCENTREON06 cbwd[71639]: [2025-12-17T11:58:15.118+01:00] [core] [info] License ASL 2.0 <http://www.apache.org/licenses/LICENSE-2.0>
root@SRVCENTREON06:~#
```

Systemctl status centengine

```
root@SRVCENTREON06:~# systemctl status centengine
● centengine.service - Centreon Engine
   Loaded: loaded (/lib/systemd/system/centengine.service; enabled; preset: enabled)
   Active: active (running) since Wed 2025-12-17 11:58:15 CET; 11min ago
     Main PID: 71637 (centengine)
       Tasks: 18 (limit: 4640)
      Memory: 6.3M
         CPU: 2.075s
    CGroup: /system.slice/centengine.service
            └─71637 /usr/sbin/centengine /etc/centreon-engine/centengine.cfg

déc. 17 11:58:15 SRVCENTREON06 centengine[71637]: [2025-12-17T11:58:15.130+01:00] [conf] [info] Processing object config file '/etc/centreon-engine/meta.host.cfg'
déc. 17 11:58:15 SRVCENTREON06 centengine[71637]: [2025-12-17T11:58:15.130+01:00] [conf] [info] Processing object config file '/etc/centreon-engine/meta_services.cfg'
déc. 17 11:58:15 SRVCENTREON06 centengine[71637]: [2025-12-17T11:58:15.130+01:00] [conf] [info] Processing object config file '/etc/centreon-engine/tags.cfg'
déc. 17 11:58:15 SRVCENTREON06 centengine[71637]: [2025-12-17T11:58:15.130+01:00] [conf] [info] Processing object config file '/etc/centreon-engine/severities.cfg'
déc. 17 11:58:15 SRVCENTREON06 centengine[71637]: [2025-12-17T11:58:15.130+01:00] [conf] [info] Reading resource file '/etc/centreon-engine/resource.cfg'
déc. 17 11:58:15 SRVCENTREON06 centengine[71637]: [2025-12-17T11:58:15.133+01:00] [conf] [error] Parsing of retention file failed: Can't open file '/var/log/centreon-engine/retention.dat'
déc. 17 11:58:15 SRVCENTREON06 centengine[71637]: [1765969095] [71637] Parsing of retention file failed: Can't open file '/var/log/centreon-engine/retention.dat'
déc. 17 11:58:40 SRVCENTREON06 systemd[1]: Reloading centengine.service - Centreon Engine...
déc. 17 11:58:40 SRVCENTREON06 systemd[1]: Reloading centengine.service - Centreon Engine...
déc. 17 11:58:40 SRVCENTREON06 systemd[1]: Reloaded centengine.service - Centreon Engine.
root@SRVCENTREON06:~#
```

Systemctl start centreon

Systemctl status centreon

```
root@SRVCENTREON06:~# systemctl status centreon
● centreon.service - One Service to rule them all.
   Loaded: loaded (/lib/systemd/system/centreon.service; enabled; preset: enabled)
   Active: active (exited) since Wed 2025-12-17 09:33:56 CET; 2h 36min ago
     Main PID: 65793 (code=exited, status=0/SUCCESS)
        CPU: 3ms

déc. 17 09:33:56 SRVCENTREON06 systemd[1]: Starting centreon.service - One Service to rule them all....
déc. 17 09:33:56 SRVCENTREON06 systemd[1]: Finished centreon.service - One Service to rule them all..
root@SRVCENTREON06:~#
```

Installation du poller si nécessaire :

```
mkdir /data/centreon-broker
```

```
mkdir /data/centreon
```

```
mkdir /data/backup
```

```
chmod -R 777 /data
```

```
ls -l /data
```

```
cd /var/lib
```

```
ln -s /data/centreon/ centreon
```

```
ln -s /data/centreon-broker/ centreon-broker
```

```
cd /var/cache/
```

```
mkdir centreon
```

```
chmod 777 centreon/
```

```
cd centreon/
```

```
ln -s /data/backup/ backup
```

Installation d'un poller :

```
apt install centreon-poller-centreon-engine
```

Le reste se fait sur Centreon